

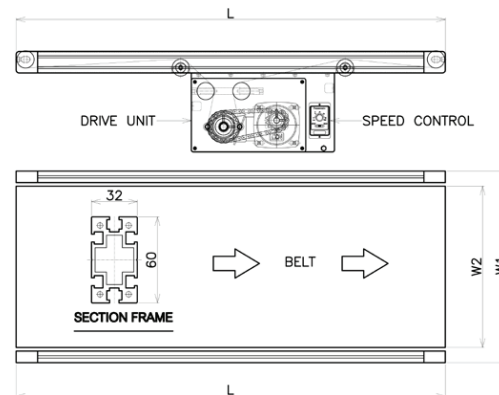


# Belt Conveyor

## Standard Specification

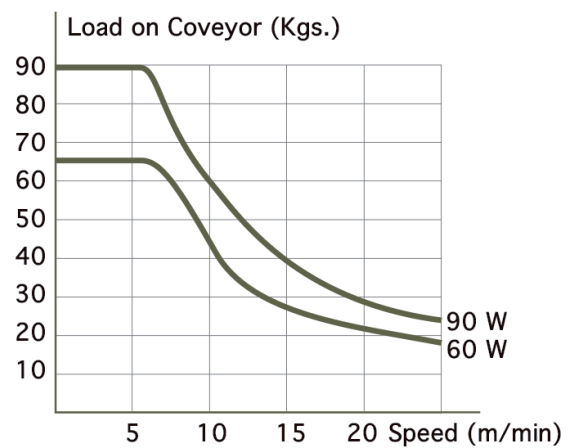


Item	Description
Width (W1/W2)	584/500mm 684/600mm
Lengh (L)	1,500mm 2,000mm 3,000mm
Frame	Aluminium
Belt	Material : PVC Clor : Green Ply : 2Ply
Motor	60W
Speed	0-20 m/min
Capacity Laod	65kg (Max)



## Belt Conveyor Speed

Speed (M/Min)		Gear Raito
F (Fix)	V (Vary)	
20.5	0-20	15
15.37	0-15	20
10.24	0-10	30
6.15	0-6	50





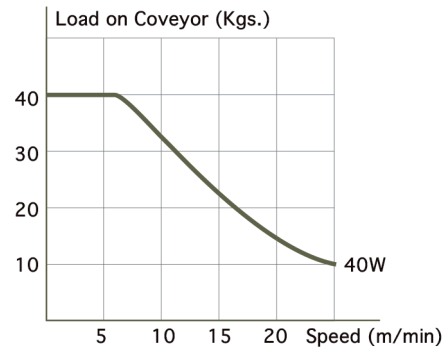
# Belt Conveyor

## Option

Item	Description
Width (W1)	200 – 1,000mm
Length (L)	1,000 – 6,000mm
Frame	Steel (Zinc Coated)
Belt	Material : PC
	Color : Green,Black,Blue
Motor	40W – 0.4KW

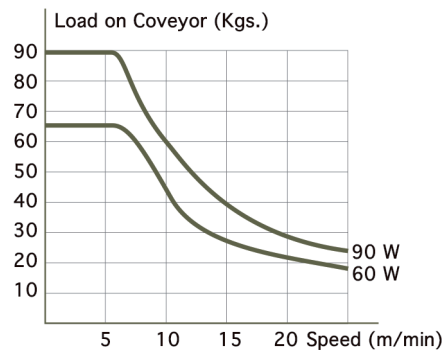
## Belt Conveyor Speed

Speed (M/Min)		Gear Raito
F (Fix)	V (Vary)	
20.5	0–20	10
13.7	0–13	15
10.2	0–10	20
6.8	0–6	30



## Belt Conveyor Speed

Speed (M/Min)		Gear Raito
F (Fix)	V (Vary)	
20.5	0–20	15
15.37	0–15	20
10.24	0–10	30
6.15	0–6	50



## Belt conveyor Speed

Speed (M/Min)		Gear Raito
F (Fix)	V (Vary)	
22.77	0–22	20
15.18	0–15	30
11.38	0–11	40
5.06	0–5	90

